



National Marine Manufacturers Association

nmma.org

ECONOMIC SIGNIFICANCE OF RECREATIONAL BOATING IN MARYLAND

CONGRESSIONAL DISTRICT 1

Number of Recreational Boats*	49,776
Recreational Boating Industry Businesses	343
Total Jobs	5,394
Annual Recreational Boating-Related Spending	\$280.6 MILLION




TOTAL ANNUAL ECONOMIC IMPACT OF RECREATIONAL BOATING:

\$670.4 MILLION

RECREATIONAL BOATS IN MD-1

TOTAL BOATS* ▶ **49,776**

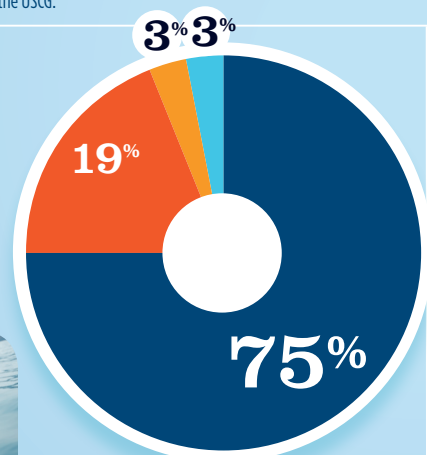
REGISTERED BOATS	49,776
Power boats	42,585
PWCs	4,691
Sailboats	2,391
Other Boats	109
HOUSEHOLDS PER BOAT	5.5



* Total boats are registered boats as reported by states to the USCG.

RECREATIONAL BOATING CREATES JOBS IN MD-1

TOTAL BOATING JOBS	▶ 1,873
Boat Building	60
Motor / Engine Mfgr.	-
Accessory / Supplies Mfgr.	45
Dealers / Wholesalers	358
Boat Services	1,410

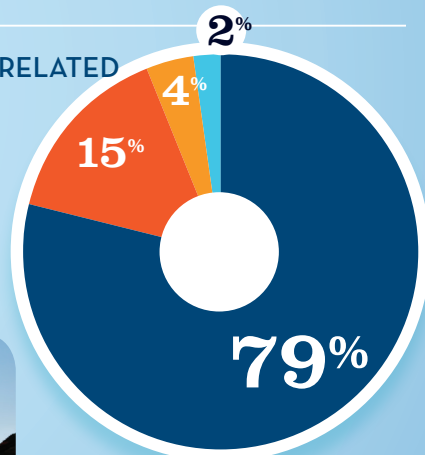


BOAT BUILDING 0%
DLRS/WHOLESALERS 19%
MOTOR/ENG. MFGR. † 3%
ACC./SUPPLIES MFGR. 3%
BOAT SERVICES 75%
† 0%



RECREATIONAL BOATING-RELATED BUSINESSES IN MD-1

TOTAL BUSINESSES	▶ 343
Boat Building	7
Motor / Engine Mfgr.	-
Accessory / Supplies Mfgr.	15
Dealers / Wholesalers	51
Boat Services	270

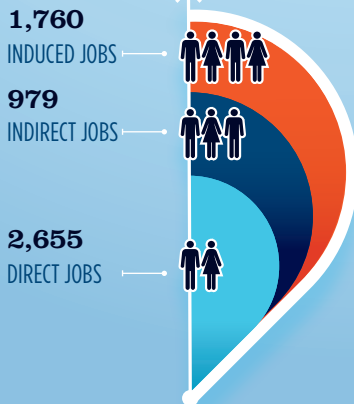


BOAT BUILDING 0%
DLRS/WHOLESALERS 15%
MOTOR/ENG. MFGR. † 4%
ACC./SUPPLIES MFGR. 2%
BOAT SERVICES 79%
† 0%



ESTIMATED JOBS IMPACT OF RECREATIONAL BOATING-RELATED SPENDING IN MD-1

EST. TOTAL JOBS	▶ 5,394
EST. TOTAL LABOR INCOME	▶ \$223.6 MILLIONS
Est. Direct Income	\$92.4
Est. Indirect Income	\$54.2
Est. Induced Income	\$77.0



RECREATIONAL BOATING INDUSTRY SALES IN MD-1

Boat Building	\$15.5	\$15.2 MILLION
Motor / Engine Mfgr.	\$0.0	\$0.0 MILLION
Accessory / Supplies Mfgr.	\$8.2	\$8.2 MILLION
TOTAL MFG. SALES	▶ \$23.7	
Dealers / Wholesalers	\$239.1	\$239.1 MILLION
Boat Services	\$337.0	\$337.0 MILLION
TOTAL RETAIL & SERVICES SALES	▶ \$576.1	

BOAT BUILDING
DLRS/WHOLESALERS
MOTOR/ENG. MFGR.
BOAT SERVICES
ACC./SUPPLIES MFGR.

Source: NMMMA's Center of Knowledge; Recreational Marine Research Center at Michigan State University